







TRANSPORT STATUS
**US Domestic
Transportation**
Regional Status & Details



Regional Status

REGION	STATES INCLUDED	MODE		
		FCL	LCL	FTL
Northeast	CT, DE, MA, MD, ME, NH, NJ, NY, PA, RI, VA, VT, WV	●	●	●
Southeast	AR, FL, GA, NC, OK, SC, TN	●	●	●
Midwest	IA, IL, IN, KS, KY, MI, MN, MO, ND, NE, OH, SD, WI	●	●	●
Gulf	AL, LA, MS, TX	●	●	●
West Coast	AZ, CA, CO, ID, MT, NM, NV, OR, UT, WA, WY	●	●	●

 <p>RED Demand has exceeded available capacity</p>	 <p>YELLOW Demand is higher and/or capacity is limited</p>	 <p>GREEN Demand and capacity are at normal levels</p>
--	---	--

US DOMESTIC TRANSPORTATION

Regional Status

REGION	STATES INCLUDED	Details
Northeast	CT, DE, MA, MD, ME, NH, NJ, NY, PA, RI, VA, VT, WV	FCL: Capacity available – Schedule shipments 1 week out minimum for best capacity LCL: Capacity available
Southeast	AR, FL, GA, NC, OK, SC, TN	FCL: Capacity available – Schedule shipments 1 week out minimum for best capacity LCL: Capacity available
Midwest	IA, IL, IN, KS, KY, MI, MN, MO, ND, NE, OH, SD, WI	FCL: Capacity available – Schedule shipments 1 week out minimum for best capacity LCL: Capacity available
Gulf	AL, LA, MS, TX	FCL: Capacity available – Schedule shipments 1 week out minimum for best capacity LCL: Capacity available
West Coast	AZ, CA, CO, ID, MT, NM, NV, OR, UT, WA, WY	FCL: Capacity available – Schedule shipments 1 week out minimum for best capacity LCL: Capacity available

REGION